

# HJBM 50 0,75kW EEC (1500rpm) (268501103)

## GENERAL DATA



WALL MOUNTED FAN WITH SQUARE FRAME, VARIABLE PITCH BLADES AND ELECTRONIC MOTOR

### MANUFACTURING FEATURES

- Square plate made of galvanized steel sheet.
- Variable pitch angle polyamide impeller reinforced with fibreglass.
- Supplied with motor support and protection guard according to the ROHS 2002/95/EC Directive (Restriction of the Use of Certain Hazardous Substances in Electrical and Electronic Equipments).
- PM brushless motor (permanent magnets), synchronous, electronically commutated, high efficiency and low sound level. Specially designed for fans with electronic operation and control in deported box IP65.

Working range: from 400 to 1200-2000rpm (depending on the models)

Motor with IP54 protection and class F insulation. IP 65 drive case

Power: 220V ± 10% single phase

Power frequency: 50 / 60Hz

Operating temperature range: -20°C to 50°C

Speed control through signal 0-10V or PWM

### APPLICATIONS

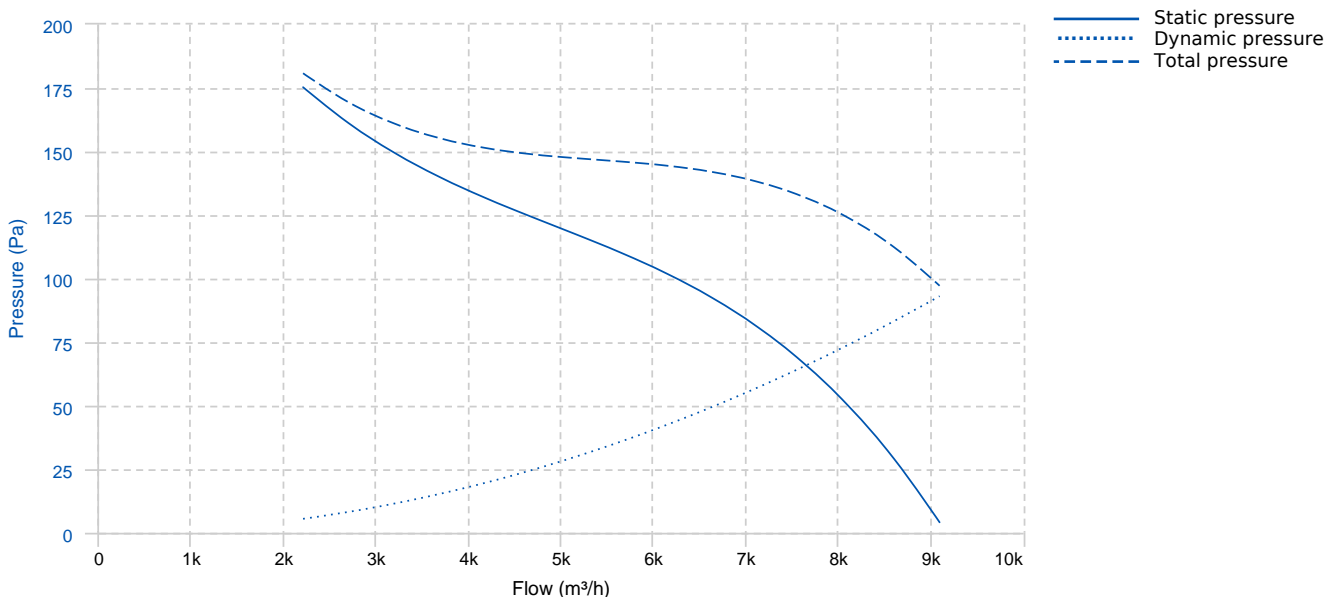
Designed for wall assembly, they are suitable for:

- Air renewal for all kind of buildings and industries.

### UNDER REQUEST

- B form impeller (air flow from impeller to motor).
- Aluminium impeller.

## PERFORMANCE CURVE

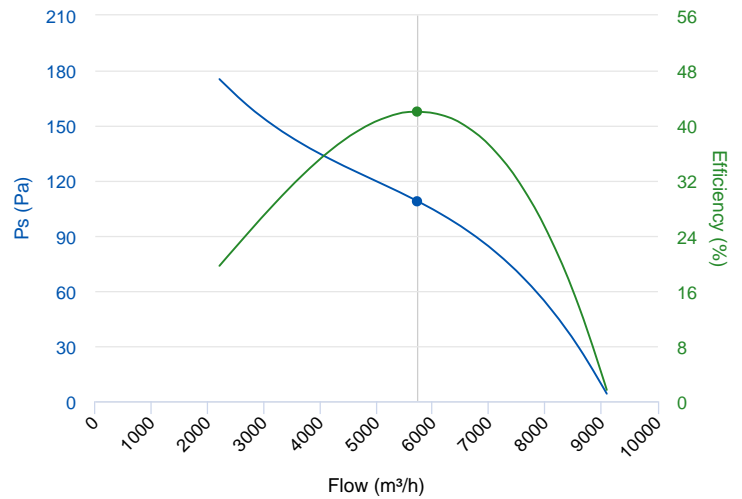


## TECHNICAL DATA

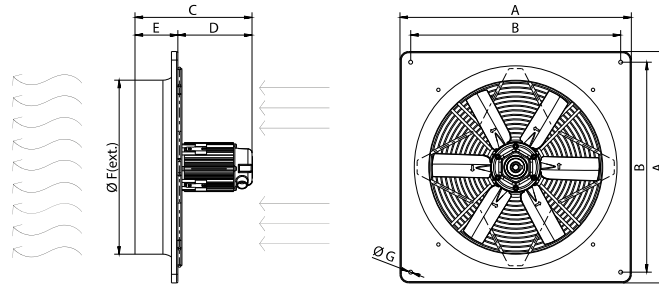
Fan							
RPM	1500	Approx. weight	18 kg	Max. Flow	9100 m <sup>3</sup> /h		
Motor							
Power	0,75 kW	RPM	1500	I max. (230V)	6 A	Approx. weight	0 kg

## ERP DATA

Fan data sheet		
Fan type	Axial fan	
Installation category	A: Outlet and Inlet free discharge	
Efficiency category	Static	
The fan has to be installed with VF	No	
Motor power (kW)	0.75	
	Fan values	ERP Requirements 2015
Max. efficiency (%)	42.03	31.38
Efficiency grade (N)	50.65	40
Pabs (kW)	0.434	
Flow (m <sup>3</sup> /h)	5738.86	
Static pressure (Pa)	108.76	
Speed (m/s)	1500	
Specific ratio	1.00	



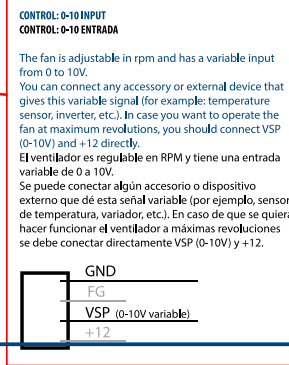
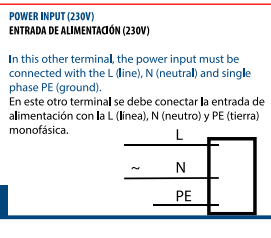
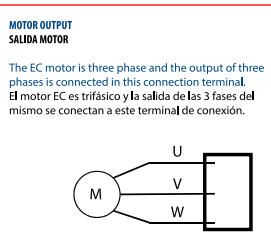
## DIMENSIONS



### Dimensions (mm)

A	655	B	615	C	278	D	158	E	120
ØF	508	ØG	11						

## WIRING DIAGRAM



## ACCESSORIES



**SAFETY SWITCH**  
**INT 25 3P A**  
**REF: INT253PA**



**Outlet protection guard for axial fans**  
**RPO 50**  
**REF: 980000050**



**PLASTIC GRAVITY SHUTTER**  
**PCP 50**  
**REF: 963240106**

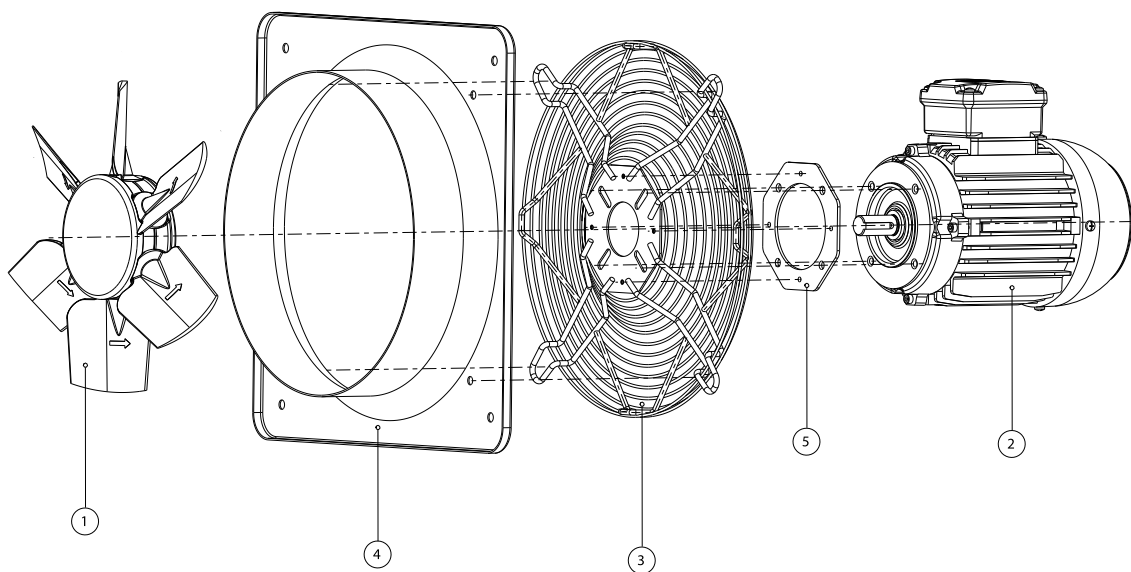


**SPEED CONTROLLER FOR EEC MOTOR**  
**REGC**  
**REF: FX263300**



**ALUMINIUM GRAVITY SHUTTER**  
**PC2 50**  
**REF: PC25050**

**SPARE PARTS**



	Code	Model	Qty
1	H50006340PSTD	IMPELLER 500:AP0:6 G40 D19	x1
3	268501907	PROTECTION GRID HJBM EEC50	x1